

SUMMARY OF APPROPRIATIONS, ALLOTMENTS, OBLIGATIONS, DISBURSEMENTS AND BALANCES BY OBJECT OF EXPENDITURES
As at the Quarter Ending March 31, 2023

Department: State Universities and Colleges (SUCs)
Agency/Entity: Tarlac State University
Operating Unit: < not applicable >
Organization Code (UACS): 08 037 000000
Fund Cluster: 01 Regular Agency Fund

Current Year Appropriations
Supplemental Appropriations
Continuing Appropriations

Table with columns for Particulars, UACS CODE, Appropriations, Allotments, Obligations, Disbursements, and Balances. Includes sub-headers for Authorized Appropriations, Adjusted Appropriations, Allotments Received, Adjustments, Transfer To, Transfer From, Adjusted Allotments, 1st Quarter Ending, 2nd Quarter Ending, 3rd Quarter Ending, 4th Quarter Ending, TOTAL, 1st Quarter Ending, 2nd Quarter Ending, 3rd Quarter Ending, 4th Quarter Ending, TOTAL, Unreleased Appropriations, Unobligated Allotments, and Unpaid Obligations.

This report was generated using the Unified Reporting System on null version.FAR1A.1.1 ; Status : SUBMITTED

Department: State Universities and Colleges (SUCs)
 Agency/Entity: Tarlac State University
 Operating Unit: < not applicable >
 Organization Code (UACS) : 08 037 000000
 Fund Cluster: 01 Regular Agency Fund

	Current Year Appropriations
	Supplemental Appropriations
X	Continuing Appropriations

(e.g. UACS Fund Cluster: 01-Regular Agency Fund, 02-Foreign Assisted Projects Fund, 03-Special Account-Locally Funded/Domestic Grants Fund, and 04-Special Account-Foreign Assisted/Foreign Grants Fund)


Particulars	UACS CODE	Appropriations			Allotments					Obligations					Disbursements					Balances				
		Authorized Appropriations	Adjustments (Transfer To/From, Modifications/ Augmentations)	Adjusted Appropriations	Allotments Received	Adjustments (Reductions, Modifications/ Augmentations)	Transfer To	Transfer From	Adjusted Allotments	1st Quarter Ending March 31	2nd Quarter Ending June 30	3rd Quarter Ending Sept. 30	4th Quarter Ending Dec. 31	TOTAL	1st Quarter Ending March 31	2nd Quarter Ending June 30	3rd Quarter Ending Sept. 30	4th Quarter Ending Dec. 31	TOTAL	Unreleased Appropriations	Unobligated Allotments	Unpaid Obligations (15-20)=(23+24)		
		3	4	5=(3+4)	6	7	8	9	10=(6+7)+8+9	11	12	13	14	15=(11+12+13+14)	16	17	18	19	20=(16+17+18+19)	21=(5-10)	22=(10-15)	23	24	
Internet Subscription Expenses	5029503000	1,209,399.71	0.00	1,209,399.71	1,209,399.71	0.00	0.00	0.00	1,209,399.71	446,000.00	0.00	0.00	0.00	446,000.00	446,000.00	0.00	0.00	0.00	0.00	446,000.00	0.00	763,399.71	0.00	0.00
Survey, Research, Exploration and Development	5029700000	1,000,000.00	0.00	1,000,000.00	0.00	0.00	0.00	0.00	0.00	0.00	0.00	0.00	0.00	0.00	0.00	0.00	0.00	0.00	0.00	0.00	1,000,000.00	0.00	0.00	0.00
Research, Exploration and Development	5029702000	1,000,000.00	0.00	1,000,000.00	0.00	0.00	0.00	0.00	0.00	0.00	0.00	0.00	0.00	0.00	0.00	0.00	0.00	0.00	0.00	0.00	1,000,000.00	0.00	0.00	0.00
Research, Exploration and Development	5029702002	1,000,000.00	0.00	1,000,000.00	0.00	0.00	0.00	0.00	0.00	0.00	0.00	0.00	0.00	0.00	0.00	0.00	0.00	0.00	0.00	0.00	1,000,000.00	0.00	0.00	0.00
Professional Services	5021100000	142,674.72	0.00	142,674.72	142,674.72	0.00	0.00	0.00	142,674.72	194.00	0.00	0.00	0.00	194.00	194.00	0.00	0.00	0.00	0.00	0.00	0.00	142,480.72	0.00	194.00
Legal Services	5021101000	65,719.00	0.00	65,719.00	65,719.00	0.00	0.00	0.00	65,719.00	0.00	0.00	0.00	0.00	0.00	0.00	0.00	0.00	0.00	0.00	0.00	0.00	65,719.00	0.00	0.00
Auditing Services	5021102000	21,955.72	0.00	21,955.72	21,955.72	0.00	0.00	0.00	21,955.72	194.00	0.00	0.00	0.00	194.00	194.00	0.00	0.00	0.00	0.00	0.00	0.00	21,771.72	0.00	184.00
Consultancy Services	5021103000	55,000.00	0.00	55,000.00	55,000.00	0.00	0.00	0.00	55,000.00	0.00	0.00	0.00	0.00	0.00	0.00	0.00	0.00	0.00	0.00	0.00	0.00	55,000.00	0.00	0.00
Consultancy Services	5021103002	55,000.00	0.00	55,000.00	55,000.00	0.00	0.00	0.00	55,000.00	0.00	0.00	0.00	0.00	0.00	0.00	0.00	0.00	0.00	0.00	0.00	0.00	55,000.00	0.00	0.00
General Services	5021200000	5,458,250.82	0.00	5,458,250.82	5,458,250.82	0.00	0.00	0.00	5,458,250.82	362,727.73	0.00	0.00	0.00	362,727.73	362,727.73	0.00	0.00	0.00	0.00	362,727.73	0.00	5,095,523.16	0.00	0.00
Janitorial Services	5021200000	5,458,250.82	0.00	5,458,250.82	5,458,250.82	0.00	0.00	0.00	5,458,250.82	362,727.73	0.00	0.00	0.00	362,727.73	362,727.73	0.00	0.00	0.00	0.00	362,727.73	0.00	5,095,523.16	0.00	0.00
Repairs and Maintenance	5021300000	1,065,937.75	0.00	1,065,937.75	1,065,937.75	0.00	0.00	0.00	1,065,937.75	0.00	0.00	0.00	0.00	0.00	0.00	0.00	0.00	0.00	0.00	0.00	0.00	1,065,937.75	0.00	0.00
Repairs and Maintenance - Buildings and Other	5021304000	974,137.75	0.00	974,137.75	974,137.75	0.00	0.00	0.00	974,137.75	0.00	0.00	0.00	0.00	0.00	0.00	0.00	0.00	0.00	0.00	0.00	0.00	974,137.75	0.00	0.00
School Buildings	5021304002	974,137.75	0.00	974,137.75	974,137.75	0.00	0.00	0.00	974,137.75	0.00	0.00	0.00	0.00	0.00	0.00	0.00	0.00	0.00	0.00	0.00	0.00	974,137.75	0.00	0.00
Repairs and Maintenance - Machinery and	5021305000	17,800.00	0.00	17,800.00	17,800.00	0.00	0.00	0.00	17,800.00	0.00	0.00	0.00	0.00	0.00	0.00	0.00	0.00	0.00	0.00	0.00	0.00	17,800.00	0.00	0.00
Other Machinery and Equipment	5021305009	17,800.00	0.00	17,800.00	17,800.00	0.00	0.00	0.00	17,800.00	0.00	0.00	0.00	0.00	0.00	0.00	0.00	0.00	0.00	0.00	0.00	0.00	17,800.00	0.00	0.00
Repairs and Maintenance - Transportation	5021306000	74,800.00	0.00	74,800.00	74,800.00	0.00	0.00	0.00	74,800.00	0.00	0.00	0.00	0.00	0.00	0.00	0.00	0.00	0.00	0.00	0.00	0.00	74,800.00	0.00	0.00
Motor Vehicles	5021306001	74,800.00	0.00	74,800.00	74,800.00	0.00	0.00	0.00	74,800.00	0.00	0.00	0.00	0.00	0.00	0.00	0.00	0.00	0.00	0.00	0.00	0.00	74,800.00	0.00	0.00
Financial Assistance/Subsidy	5021400000	500,520.00	0.00	500,520.00	0.00	0.00	0.00	0.00	0.00	0.00	0.00	0.00	0.00	0.00	0.00	0.00	0.00	0.00	0.00	0.00	500,520.00	0.00	0.00	0.00
Subsidies - Others	5021489000	500,520.00	0.00	500,520.00	0.00	0.00	0.00	0.00	0.00	0.00	0.00	0.00	0.00	0.00	0.00	0.00	0.00	0.00	0.00	0.00	500,520.00	0.00	0.00	0.00
Taxes, Insurance Premiums and Other Fees	5021500000	322,780.08	0.00	322,780.08	322,780.08	0.00	0.00	0.00	322,780.08	25,297.33	0.00	0.00	0.00	25,297.33	25,297.33	0.00	0.00	0.00	0.00	25,297.33	0.00	297,482.75	0.00	0.00
Taxes, Duties and Licenses	5021501000	283,975.00	0.00	283,975.00	283,975.00	0.00	0.00	0.00	283,975.00	0.00	0.00	0.00	0.00	0.00	0.00	0.00	0.00	0.00	0.00	0.00	0.00	283,975.00	0.00	0.00
Taxes, Duties and Licenses	5021501001	283,975.00	0.00	283,975.00	283,975.00	0.00	0.00	0.00	283,975.00	0.00	0.00	0.00	0.00	0.00	0.00	0.00	0.00	0.00	0.00	0.00	0.00	283,975.00	0.00	0.00
Insurance Expenses	5021503000	38,805.08	0.00	38,805.08	38,805.08	0.00	0.00	0.00	38,805.08	25,297.33	0.00	0.00	0.00	25,297.33	25,297.33	0.00	0.00	0.00	0.00	25,297.33	0.00	13,507.75	0.00	0.00
Other Maintenance and Operating Expenses	5029900000	21,204,781.03	0.00	21,204,781.03	16,264,781.03	0.00	0.00	0.00	16,264,781.03	1,695,690.06	0.00	0.00	0.00	1,695,690.06	1,695,690.06	0.00	0.00	0.00	0.00	1,695,690.06	5,000,000.00	15,100,100.07	0.00	887,828.72
Printing and Publication Expenses	5029902000	62,319.37	0.00	62,319.37	62,319.37	0.00	0.00	0.00	62,319.37	0.00	0.00	0.00	0.00	0.00	0.00	0.00	0.00	0.00	0.00	0.00	0.00	62,319.37	0.00	0.00
Representation Expenses	5029903000	75,805.00	0.00	75,805.00	75,805.00	0.00	0.00	0.00	75,805.00	76,055.00	0.00	0.00	0.00	76,055.00	76,055.00	0.00	0.00	0.00	0.00	76,055.00	0.00	(250.00)	0.00	0.00
Rent/Lease Expenses	5029905000	38,600.00	0.00	38,600.00	38,600.00	0.00	0.00	0.00	38,600.00	0.00	0.00	0.00	0.00	0.00	0.00	0.00	0.00	0.00	0.00	0.00	0.00	38,600.00	0.00	0.00
Rent - Motor Vehicles	5029905003	38,600.00	0.00	38,600.00	38,600.00	0.00	0.00	0.00	38,600.00	0.00	0.00	0.00	0.00	0.00	0.00	0.00	0.00	0.00	0.00	0.00	0.00	38,600.00	0.00	0.00
Subscription Expenses	5029907000	4,665,479.03	0.00	4,665,479.03	4,665,479.03	0.00	0.00	0.00	4,665,479.03	50,000.00	0.00	0.00	0.00	50,000.00	50,000.00	0.00	0.00	0.00	0.00	50,000.00	0.00	4,615,479.03	0.00	0.00
Other Subscription Expenses	5029907099	4,665,479.03	0.00	4,665,479.03	4,665,479.03	0.00	0.00	0.00	4,665,479.03	50,000.00	0.00	0.00	0.00	50,000.00	50,000.00	0.00	0.00	0.00	0.00	50,000.00	0.00	4,615,479.03	0.00	0.00


Department: State Universities and Colleges (SUCs)
 Agency/Entity: Tarlac State University
 Operating Unit: < not applicable >
 Organization Code (UACS): 08 037 000000
 Fund Cluster: 01 Regular Agency Fund


	Current Year Appropriations
	Supplemental Appropriations
X	Continuing Appropriations

(e.g. UACS Fund Cluster: 01-Regular Agency Fund, 02-Foreign Assisted Projects Fund, 03-Special Account-Locally Funded/Domestic Grants Fund, and 04-Special Account-Foreign Assisted/Foreign Grants Fund)

Particulars	UACS CODE	Appropriations				Allotments				Obligations					Disbursements				Balances							
		Authorized Appropriations	Adjustments (Transfer To/From, Modifications/ Augmentations)	Adjusted Appropriations	Allotments Received	Adjustments (Reductions, Modifications/ Augmentations)	Transfer To	Transfer From	Adjusted Allotments	1st Quarter Ending March 31	2nd Quarter Ending June 30	3rd Quarter Ending Sept. 30	4th Quarter Ending Dec. 31	TOTAL	1st Quarter Ending March 31	2nd Quarter Ending June 30	3rd Quarter Ending Sept. 30	4th Quarter Ending Dec. 31	TOTAL	Unreleased Appropriations	Unobligated Allotments	Unpaid Obligations (15-20)=(23+24)				
		3	4	5=(3+4)	6	7	8	9	10=(6+7)+8+9	11	12	13	14	15=(11+12+13+14)	16	17	18	19	20=(16+17+18+19)	21=(5-10)	22=(10-15)	23	24			
Donations	5029900000	10,000.00	0.00	10,000.00	10,000.00	0.00	0.00	10,000.00	0.00	0.00	0.00	0.00	0.00	0.00	0.00	0.00	0.00	0.00	0.00	0.00	0.00	10,000.00	0.00	0.00	0.00	0.00
Other Maintenance and Operating Expenses	5029900000	16,352,578.53	0.00	16,352,578.53	11,352,578.53	0.00	0.00	11,352,578.53	969,625.96	0.00	0.00	0.00	0.00	969,625.96	71,797.24	0.00	0.00	0.00	71,797.24	5,000,000.00	10,382,952.57	0.00	0.00	897,828.72	0.00	897,828.72
Other Maintenance and Operating Expenses	5029900099	16,352,578.53	0.00	16,352,578.53	11,352,578.53	0.00	0.00	11,352,578.53	969,625.96	0.00	0.00	0.00	0.00	969,625.96	71,797.24	0.00	0.00	0.00	71,797.24	5,000,000.00	10,382,952.57	0.00	0.00	897,828.72	0.00	897,828.72
Capital Outlay		31,179,800.00	0.00	31,179,800.00	31,179,800.00	0.00	0.00	31,179,800.00	9,850,000.00	0.00	0.00	0.00	0.00	9,850,000.00	0.00	0.00	0.00	0.00	0.00	0.00	21,329,800.00	0.00	0.00	9,850,000.00	0.00	9,850,000.00
Property, Plant and Equipment Outlay	5060400000	31,179,800.00	0.00	31,179,800.00	31,179,800.00	0.00	0.00	31,179,800.00	9,850,000.00	0.00	0.00	0.00	0.00	9,850,000.00	0.00	0.00	0.00	0.00	0.00	0.00	21,329,800.00	0.00	0.00	9,850,000.00	0.00	9,850,000.00
Buildings and Other Structures	5060404000	9,567,500.00	0.00	9,567,500.00	9,567,500.00	0.00	0.00	9,567,500.00	0.00	0.00	0.00	0.00	0.00	0.00	0.00	0.00	0.00	0.00	0.00	0.00	9,567,500.00	0.00	0.00	0.00	0.00	9,567,500.00
Buildings	5060404001	9,315,000.00	0.00	9,315,000.00	9,315,000.00	0.00	0.00	9,315,000.00	0.00	0.00	0.00	0.00	0.00	0.00	0.00	0.00	0.00	0.00	0.00	0.00	9,315,000.00	0.00	0.00	0.00	0.00	9,315,000.00
Other Structures	5060404099	252,500.00	0.00	252,500.00	252,500.00	0.00	0.00	252,500.00	0.00	0.00	0.00	0.00	0.00	0.00	0.00	0.00	0.00	0.00	0.00	0.00	252,500.00	0.00	0.00	0.00	0.00	252,500.00
Machinery and Equipment Outlay	5060405000	19,542,300.00	0.00	19,542,300.00	19,542,300.00	0.00	0.00	19,542,300.00	9,850,000.00	0.00	0.00	0.00	0.00	9,850,000.00	0.00	0.00	0.00	0.00	0.00	0.00	11,812,300.00	0.00	0.00	9,850,000.00	0.00	9,850,000.00
Information and Communication Technology	5060405003	227,300.00	0.00	227,300.00	227,300.00	0.00	0.00	227,300.00	0.00	0.00	0.00	0.00	0.00	0.00	0.00	0.00	0.00	0.00	0.00	0.00	227,300.00	0.00	0.00	0.00	0.00	227,300.00
Other Machinery and Equipment	5060405099	19,315,000.00	0.00	19,315,000.00	19,315,000.00	0.00	0.00	19,315,000.00	9,850,000.00	0.00	0.00	0.00	0.00	9,850,000.00	0.00	0.00	0.00	0.00	0.00	0.00	11,585,000.00	0.00	0.00	9,850,000.00	0.00	9,850,000.00
Furniture, Fixtures and Books Outlay	5060407000	2,070,000.00	0.00	2,070,000.00	2,070,000.00	0.00	0.00	2,070,000.00	0.00	0.00	0.00	0.00	0.00	0.00	0.00	0.00	0.00	0.00	0.00	0.00	2,070,000.00	0.00	0.00	0.00	0.00	2,070,000.00
Furniture and Fixtures	5060407001	2,070,000.00	0.00	2,070,000.00	2,070,000.00	0.00	0.00	2,070,000.00	0.00	0.00	0.00	0.00	0.00	0.00	0.00	0.00	0.00	0.00	0.00	0.00	2,070,000.00	0.00	0.00	0.00	0.00	2,070,000.00
GRAND TOTAL		134,521,525.69	0.00	134,521,525.69	102,421,015.66	0.00	0.00	102,421,015.69	17,899,095.47	0.00	0.00	0.00	0.00	17,899,095.47	5,120,631.59	0.00	0.00	0.00	5,120,631.59	32,500,520.00	94,531,010.22	0.00	0.00	12,789,373.88	0.00	12,789,373.88

Certified Correct:

 JASPER A. VAUDER, CPA
 Budget Officer
 Date: 2023-04-13 14:02:36

Certified Correct:

 RYAN R. RONQUILLO, CPA
 Accountant
 Date: 2023-04-13 14:02:36

Recommending Approval:

 JOHN ERWING C. PANLILIO, CPA
 Chief Finance Officer
 Date:

Approved By:

 DR. ARNOLD E. VELASCO
 Agency Head
 Date: 2023-04-13 14:06:44